


# SEWER BACK UP PREVENTION PILOT PROGRAM

## FINANCIAL ASSISTANCE FOR HOMEOWNERS



Village of South Holland  
16240 Wausau Avenue  
South Holland, IL 60473  
[www.southholland.org](http://www.southholland.org)



# **Sewer Backup Prevention Pilot Program**

## **Table of Contents**

	<b><u>Page</u></b>
<b>What is the Program? How does it work?.....</b>	2-12
<b>General Plumbing Notes.....</b>	13
<b>Important Information and How to Apply.....</b>	14
<b>Site Visit Questionnaire.....</b>	15
<b>Homeowners Participation Agreement.....</b>	16
<b>Request for Disbursement Form.....</b>	17
• Sketch A, Example of a typical gravity drainage system (BEFORE).....	3
• Sketch B, Example of a conversion to an overhead sewer system (AFTER).....	4
• Sketch C, Example of an outside ejector pit/pump system .....	7
• Check Valve Sectional/Plan View.....	10
• Option 1/Option 2 Interior/Exterior backwater check valve.....	11

**All drawings in this brochure are for illustration purposes only**

# **Sewer Backup Prevention Pilot Program**

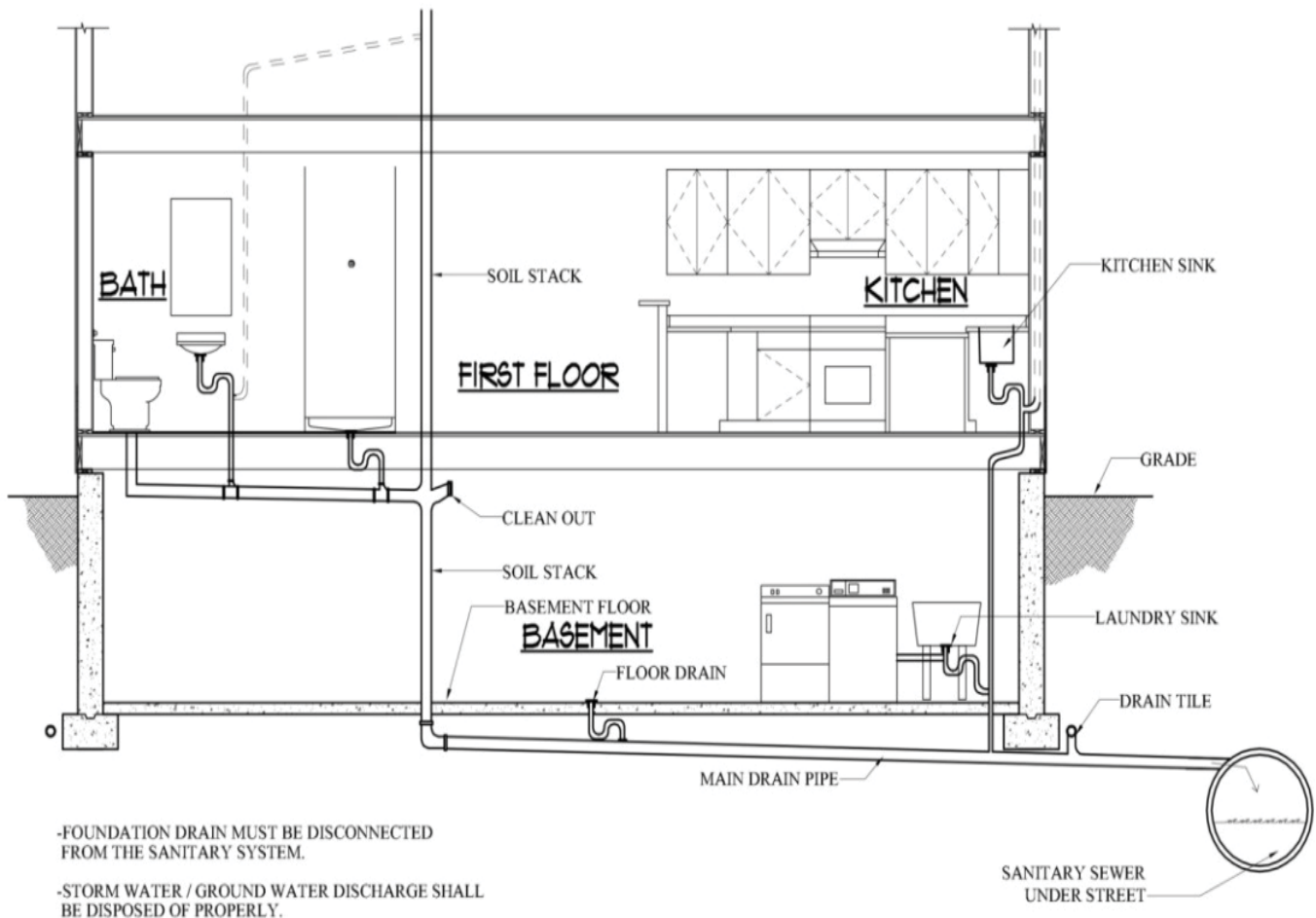
## **What is the Village of South Holland's Sewer Back Up Prevention Pilot Program?**

The Village of South Holland's Sewer Backup Prevention Pilot Program was established to provide financial assistance to homeowners who desire to protect their homes from flooding during a heavy rain event. Eligible homeowners must have the sump pump and downspout connections separated from the sanitary sewers, which qualifies for reimbursement under our current flood rebate program (see Flood Assistance Rebate Program booklet for details). They may then qualify for a **50%** cost sharing, up to a maximum of **\$5,000** for installing an overhead sewer system, check valve or an outside sewage ejector pump, which can protect their basements from sewer backup. The participating homeowner provides the Village with half of the money for the approved project. After the work has been completed, the Village pays the contractor 100%, up to \$10,000. Please note that this is different from the current flood assistance rebate program that requires the homeowner to pay 100% of the project cost directly to the licensed contractor doing the work, then applying for reimbursement from the Village. As funds for this Pilot program are limited, applications must be accompanied by the homeowners' portion of the project. If we receive more applications than funds available, a waiting list shall be created and maintained on a first-come, first-served basis by the Flood Assistance Coordinator. All applications will be time and date stamped when they are submitted. All applicants must submit two (2) quotes from Illinois and Village of South Holland licensed plumbing contractors with their applications.

# Sewer Backup Prevention Pilot Program

## 1. How does an overhead sewer work?

Typically, homes which have experienced sewer backups and flooded basements during a heavy rain event have a gravity type sewer (see Sketch A below). The existing sewer underneath the basement floor drains to the sewer in the street by gravity. When the Village sanitary sewers become overloaded, the gravity located sewer is subject to backup.



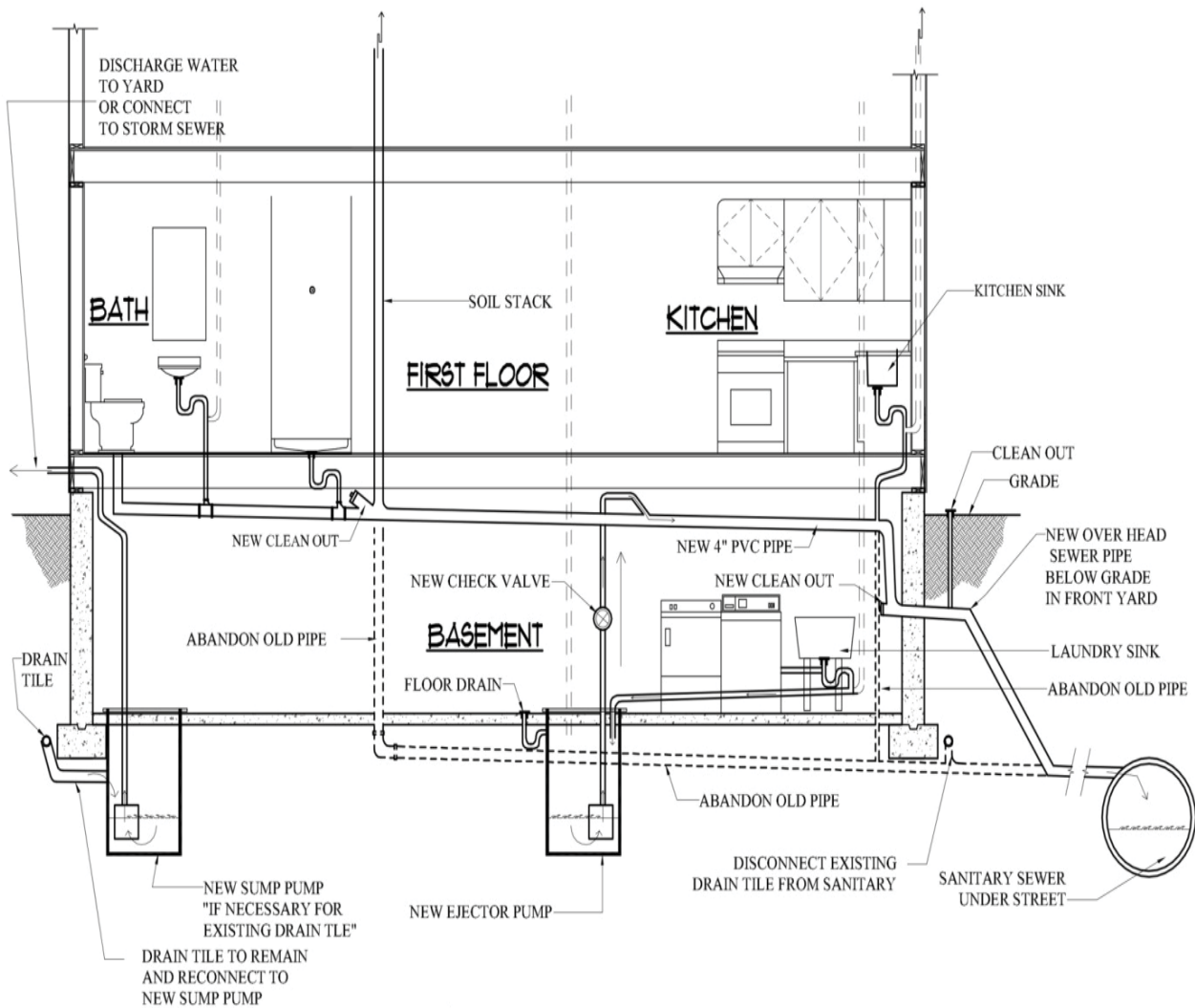
# BEFORE

SKETCH A : EXAMPLE OF A TYPICAL GRAVITY DRAINAGE SYSTEM

# Sewer Backup Prevention Pilot Program

## How does an overhead sewer work? (cont'd)

Changing the basement plumbing to an Overhead Sewer (see Sketch B below) can protect the basement from backups because the plumbing in the basement gets re-plumbed and directed to an ejector pit. The ejector pump in the pit lifts the sewage up and overhead, then down to about mid-height of the basement wall, where it exits the foundation wall to the exterior of the building. Once outside, there is a steep slope where it continues to the lateral line and on to the Village sewer. If the Village sewer becomes overloaded, the homeowner is better protected. The water will most likely only backup into the steep slope, and not into the house.



**AFTER**

**SKETCH B : EXAMPLE OF A CONVERSION TO AN OVERHEAD SEWER SYSTEM**

# **Sewer Backup Prevention Pilot Program**

## **2. What should I know about the overhead sewer project?**

In order to qualify for this program, the proposed overhead sewer project: the work must be performed by an Illinois and Village of South Holland Licensed Plumbing Contractor, the home must be owner occupied, **and** the homeowners must have the sump pump and downspout connections separated from the sanitary sewers, which qualifies for reimbursement under our current flood rebate program (see Flood Assistance Rebate Program booklet for details)

The perimeter drain tile and any other source of storm water must be disconnected from the sanitary sewer. Installation of a sump pit and pump is required. The sump pump is to discharge the storm water onto the ground, to the front or rear of the property. Or, the sump discharge may be connected to the storm sewer in the street via underground pipe, PVC SDR 26 minimum 4" diameter. If additional storm water is being conveyed (such as a rear yard drain or downspouts) then the use of a 6" diameter pipe PVC SDR 26 is required. **Note:** This requirement is not applicable if a proper sump pit for perimeter drain tile already exists.

An overhead sewer needs to be installed per Sketch B on page 4. The licensed plumbing contractor needs to provide two sets of drawings which communicate all of the work to be performed. A detailed and itemized invoice for all work being performed is required to be submitted to the Village for review. (Certain modified overhead sewer designs may also qualify)

At least one clean out must be installed outside the home.

There are certain costs that are eligible for cost sharing and certain costs that are not:

### **Eligible costs are as follows:**

- Cost of location, excavation and exposure of the house lateral sewer line including the support of existing structures for re-connection of a new overhead sewer to the existing lateral.
- Cost of a new ejector pit/pump and associated electrical and plumbing work required to lift sanitary drainage from basement plumbing fixtures to an overhead sewer system.
- Cost of trenching and concrete floor replacement.
- Cost of grass seeding to restore disrupted grass/lawns.
- Battery backup system for the new sump pump.
- Installation of storm water sump pit/pump and associated piping pits or materials.

# **Sewer Backup Prevention Pilot Program**

## **What should I know about the overhead sewer project? (cont'd)**

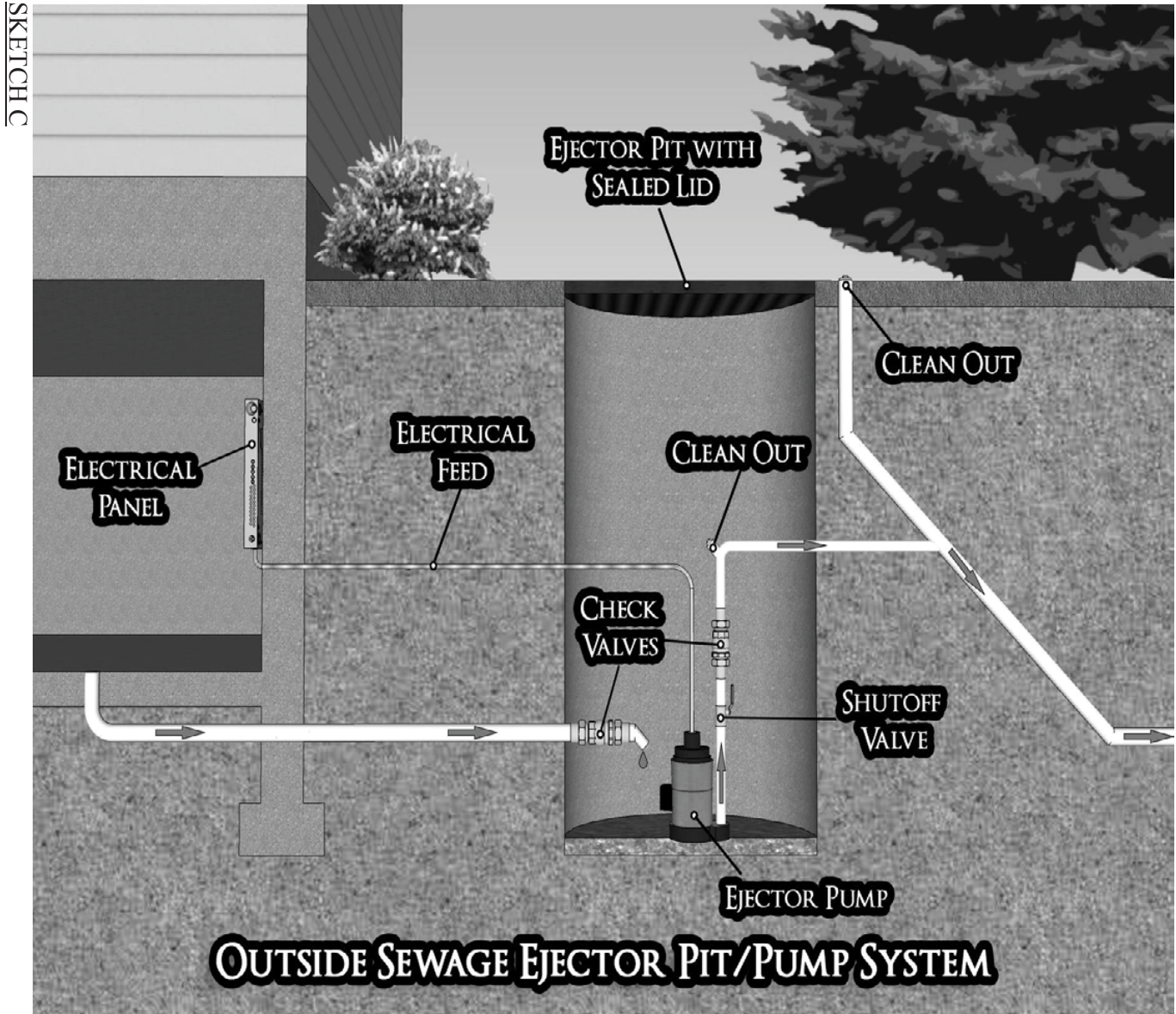
### **Non-Eligible Costs**

- Removal and Replacement of interior walls and finishes.
- Use of materials not meeting the requirements of the Village's guide specifications or Village codes.
- Ancillary homeowner improvements not necessary to provide sanitary sewer backup protection of the basement.
- Planting or replacement of new landscaping (bushes, trees, sod, fences, walls, etc.).
- New electrical panels and/or upgrading the house electrical supply.
- Applicable permit fees.

# Sewer Backup Prevention Pilot Program

## 3. How does the outside sewage ejector pump work?

As a less intrusive option, an ejector pit and pump are installed just outside the foundation wall of the home. Sewage is then pumped to a higher elevation before discharging into the main sanitary sewer system. (as described below in Sketch C).





# **Sewer Backup Prevention Pilot Program**

## **4. What should I know about the outside sewage ejector pump project?**

In order to qualify for this program, the proposed outside sewage ejector system: the work must be performed by an Illinois and Village of South Holland Licensed Plumbing Contractor, the home must be owner occupied, **and** the homeowners must have the sump pump and downspout connections separated from the sanitary sewers, which qualifies for reimbursement under our current flood rebate program (see Flood Assistance Rebate Program booklet for details).

There are certain costs that are eligible for cost sharing and certain costs that are not:

### **Eligible costs are as follows:**

- Cost of location, excavation and exposure of the house lateral sewer line including the support of existing structures to the ejector pit.
- Cost of a new ejector pit/pump and associated electrical and plumbing work required to lift sanitary drainage from plumbing fixtures to the ejector pit system.
- Cost of trenching the ejector pit.
- Cost of grass seeding to restore disrupted grass/lawns.
- Battery backup system for the new sump pump.
- Installation of storm water sump pit/pump and associated piping pits or materials.

### **Non-Eligible Costs**

- Removal and Replacement of interior walls and finishes.
- Use of materials not meeting the requirements of the Village's guide specifications or Village codes.
- Ancillary homeowner improvements not necessary to provide sanitary sewer backup protection of the basement.
- Planting or replacement of new landscaping (bushes, trees, sod, fences, walls, etc.).
- New electrical panels and/or upgrading the house electrical supply.
- Applicable permit fees.

# **Sewer Backup Prevention Pilot Program**

## **5. How does a check valve work?**

The interior of the check valve has a flapper that is installed on the lateral sewer line that leads from your house to the Village sewer. When the sanitary drain is flowing under normal conditions, the flapper is open in the direction of flow. In the event of a flood or backflow, the flapper closes and prevents sewage from back flowing into the house. While this may be a less expensive alternative to installing overhead sewers (as described on page 3); it is important to note that when the flapper is closed, no waste water can be put into the Village sewer system. Simply stated, when the flapper is closed, any water that goes down a drain, including toilet flushing cannot be performed until the flapper opens. The check valve needs to be maintained and checked periodically to insure proper operation. A clean out must be installed in front of the check valve, (downstream). Doing this ensures the lateral line can be cleaned without the router going thru the check valve and possibly causing valve damage.

## **6. What should I know about the check valve project?**

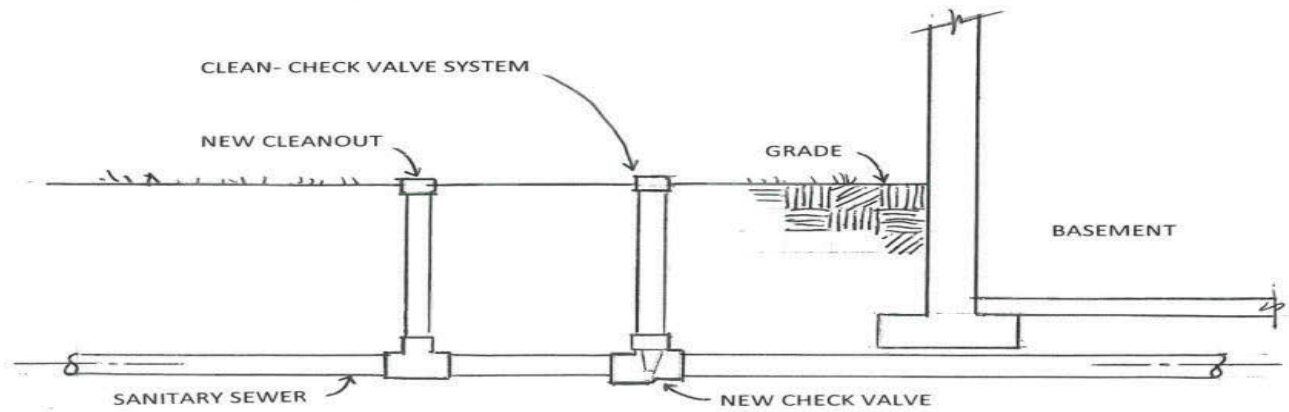
In order to qualify for this program, the proposed check valve installation: the work must be done by an Illinois and Village of South Holland License Plumbing Contractor, the home must be owner occupied **and** the homeowners must have the sump pump and downspout connections separated from the sanitary sewers, which qualifies for reimbursement under our current flood rebate program (see Flood Assistance Rebate Program booklet for details)

The perimeter drain tile and any other source of storm water must be disconnected from the sanitary sewer. Installation of a sump pit and pump is required. The sump pump is to discharge the storm water onto the ground, to the front or rear of the property. Or, the sump discharge may be connected to the storm sewer in the street via underground pipe, PVC SDR 26 minimum 4" diameter.

A check valve must be installed per the diagrams below (pages 10 & 11). The licensed plumbing contractor is to provide two sets of drawings which communicate all of the work to be performed. A detailed and itemized invoice for all work being performed is required to be submitted to the Village for review.

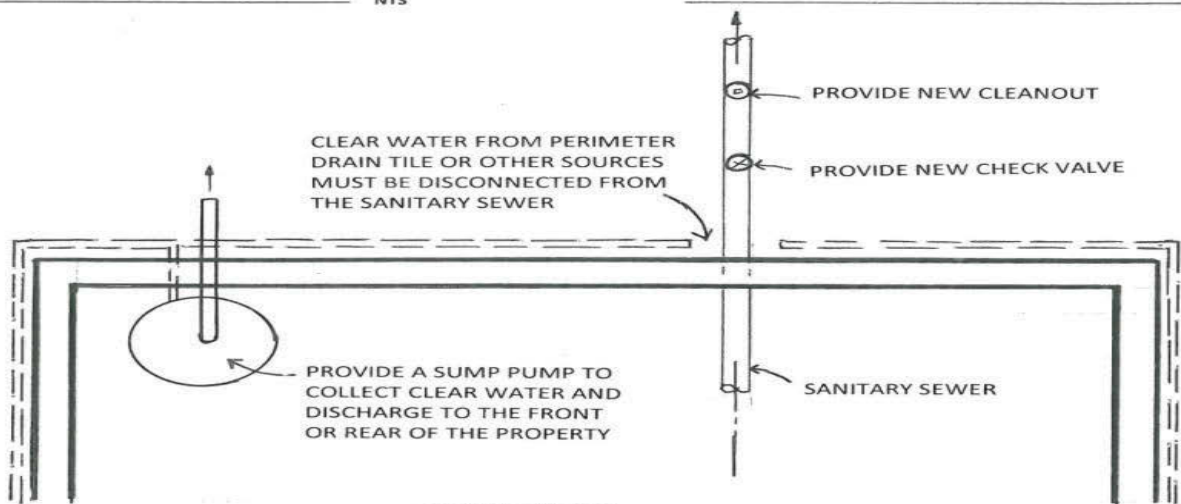
A clean out must be installed outside of the house, downstream from the check valve.

# Sewer Backup Prevention Pilot Program



**SECTIONAL VIEW**

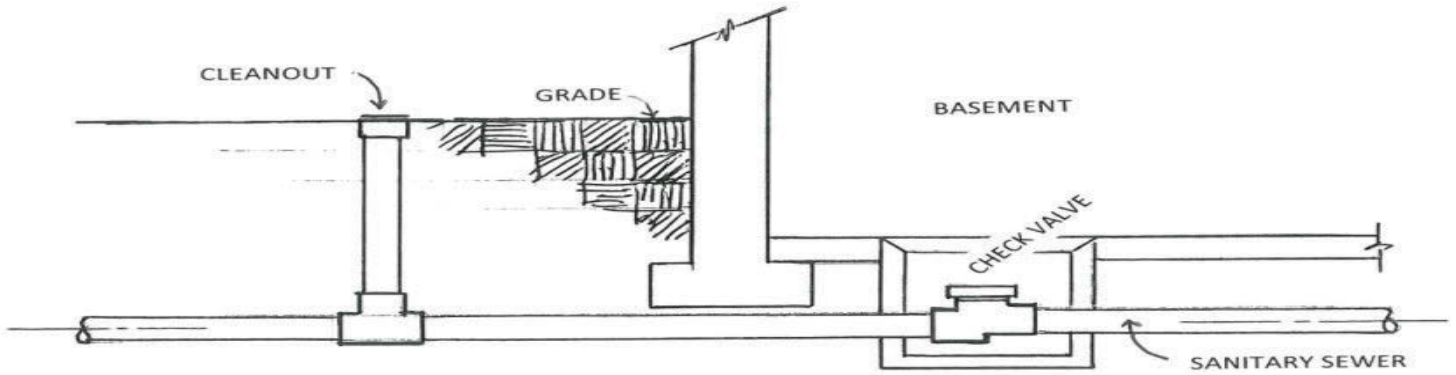
NTS



**PLAN VIEW**

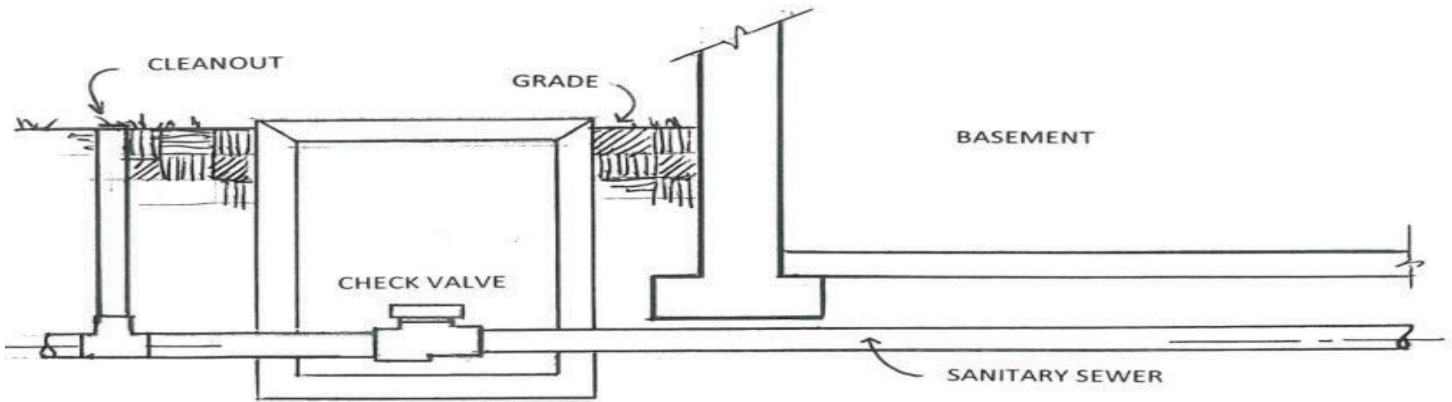
NTS

# Sewer Backup Prevention Pilot Program



## Option 1 – INTERIOR BACKWATER VALVE

**NOTE:** THE PERIMETER DRAIN TILE AND ANY OTHER SOURCE OF CLEAR WATER MUST BE DISCONNECTED FROM THE SANITARY SEWER.



## Option 2 – EXTERIOR BACKWATER VALVE

# **Sewer Backup Prevention Pilot Program**

## **What should I know about the check valve project? (cont'd)**

There are certain costs which are eligible for Village cost sharing and others that are not:

### **Eligible costs are as follows:**

- Cost of location, excavation and exposure of the house lateral sewer line including the support of existing structures for re-connection of a check valve & cleanout to the existing lateral.
- Cost of a new ejector/ pit/ pump and associated electrical and plumbing work needed
- Cost of trenching and concrete floor repairs.
- Cost of grass seeding to restore disrupted grass/lawns.
- Battery backup system for the new sump pump.
- Installation of storm water sump pit/pump and associated piping or materials.

### **Non-Eligible Costs**

- Removal and Replacement of interior walls and finishes.
- Use of materials not meeting the requirements of the Village guide specifications or Village codes.
- Ancillary homeowner improvements not necessary to provide sanitary sewer back-up protection of the basement.
- Planting or replacement of new landscaping (bushes, trees, sod, fences, walls, etc.).
- New electrical panels and/or upgrading the house electrical supply.
- Applicable permit fees.

# Sewer Backup Prevention Pilot Program

## GENERAL PLUMBING NOTES

1. In order to qualify for the Sewer Backup Prevention Pilot Program:
  - The perimeter drain tile, storm water, must be disconnected from the sanitary sewer; and
  - Installation of a sump pit/pump is required to discharge the storm water on the ground (front or back) or make a direct connection to the storm sewer in the street.
2. Use PVC SDR 26 ASTM 2241 for Sewer Pipe. If there is less than a 10' separation of water service to any sewer line, use PVC SDR 25 or equal for sewer line.
3. Where manufactured pipe joints cannot be utilized or where dissimilar materials are joined, non-shear type couplings shall be used for connections.
4. Connections of PVC SDR 26 laterals to VCP / SDR 26 sanitary sewer main or RCP storm sewer shall be made with a stainless-steel band with a gasket saddle connection.
5. Disconnect the abandoned sewer outside of building foundation/slab and cap with the use of brick and hydraulic cement. **(for the Overhead Sewer Program only)**
6. PVC pipe for drain waste and vent is permitted for use above ground and is permitted underground and below the slab inside the building.
7. The overhead sewer must penetrate the foundation wall before it starts its steep slope. To provide optimal protection, the new overhead sewer SHALL NOT be connected to the existing gravity sewer inside the basement.
8. Provide a clean-out just outside of the building.
9. Provide a cleanout just outside of the house, in front of check valve.
10. The Contractor shall perform all work in a workman-like manner.

# Sewer Backup Prevention Pilot Program

## Important Information and How to Apply

- Step 1:** Contact the Planning and Development Department at 708-210-2915 to:
- Place your name and property address on the list of applicants; and
  - Schedule a meeting with one of the Village of South Holland's Flood Assistance Coordinators.
- Step 2:** Obtain quotes from two (2) Illinois and Village licensed plumbing contractors, after the project is deemed eligible. Have the licensed plumbing contractor you selected prepare drawings and provide a written proposal which details the scope of work. Also, complete the following:
- **Permit Application**
  - **Site Visit Questionnaire**
  - **Homeowners Participation Agreement**
  - **Submit your portion of the funds via Certified Check**
  - **Advise the licensed plumbing contractor they will be paid by the Village of South Holland after the work performed has been inspected and approved and the proper forms have been completed and approved**
- Submit the drawings, proposal forms & funds to:  
Planning and Development Department  
16240 Wausau Avenue  
South Holland, IL 60473
- (The Cost Sharing by the Village is 50% up to a maximum of \$5,000 based on available funds. Anything over this amount must be paid by the homeowner directly to the licensed plumbing contractor.)
- Step 3:** Submit drawings to be reviewed. The drawings will either be approved as noted or returned for revisions. When drawings receive approval, and the homeowners' funds have cleared the bank, the permit will be issued and the licensed plumbing contractor can start the work.
- Step 4:** Have the licensed plumbing contractor contact the Planning and Development Department to schedule normal inspections during the course of work and at completion for a final inspection.
- Step 5:** Complete the **Request for Disbursement Form** after the work has been **inspected and approved** by the Village of South Holland. The licensed plumbing contractor will receive payment from the Village for the approved amount within two (2) weeks of the date of certification by the Village. The payment will include both the homeowners' portion, as well as the Village's portion, which is a maximum of \$5,000. Anything over this amount must be paid by the homeowner directly to the licensed plumbing contractor.
- Step 6:** Be aware a list will be maintained if we receive more applications than funds available. No funds will be accepted from any homeowner that is placed on the waiting list. If and when funds become available, the residents on the list will be contacted, on a first-come, first-served basis, to apply for the program.

# Sewer Backup Prevention Pilot Program

## SITE VISIT QUESTIONNAIRE

Name: \_\_\_\_\_

Address: \_\_\_\_\_

Phone: (Home) \_\_\_\_\_ (Other) \_\_\_\_\_

Does resident own and reside at the project address? Yes \_\_\_\_\_ No \_\_\_\_\_

Licensed Plumbing contractor's Name \_\_\_\_\_ Phone \_\_\_\_\_

Are the downspouts connected to the Village's sanitary sewer system? \_\_\_\_\_

Are the downspouts connected to the Village's storm sewer system? \_\_\_\_\_

Does the home have an outside catch basin? \_\_\_\_\_

Does the home have exterior foundation perimeter drain tile? \_\_\_\_\_

Does the home have a sump pump for the perimeter drain tile? \_\_\_\_\_

If yes, where does the sump pump discharge? Front Rear Side or Sewer Connection  
(Circle One)

Please circle the plumbing fixtures that are present in the basement of the house:

Floor Drain

Shower or Tub

Lavatory

Laundry Sink

Ejector Pump

Toilet

Sump Pump/Pit (where does it discharge) \_\_\_\_\_

Flood Assistance Coordinators Comments:

---

---

---

---

---



# Sewer Backup Prevention Pilot Program

## Village of South Holland Homeowner Participation Agreement

**I understand and agree** that the Village of South Holland established the Sewer Backup Prevention Pilot program to assist homeowners in protecting their homes from flooding due to sewer backups. The program provides for 50% cost sharing of eligible costs up to a maximum of \$5,000.

**I understand and agree** that prior to the installation of any plumbing work; the specific plans including the proposal shall be submitted to the Village for review and approval. No work shall commence until Village approval is obtained and a permit is issued. The Village shall be notified to inspect the plumbing and electric work as required.

**I understand and agree** that my portion of the funds must be submitted to the Village in whole and that a payment plan is not available. I further understand that only once the funds have cleared, can the project be approved.

**I understand** that the Village will make payment to the licensed plumbing contractor once all inspections have been completed, approved and all documentation is in order, and that anything over the total cost of the project of \$10,000 (i.e. \$5,000 from me and a maximum of \$5,000 from the Village), will be paid by me directly to the licensed plumbing contractor.

**Liability, I understand** that the Village of South Holland shall have no liability for any defective work or other damage, injury and or loss due to any act or omission of the contractor in the performance of the work. The Homeowner shall make any claim for such matters directly against the contractor or contractors' insurance carrier. Homeowner hereby agrees to indemnify and hold the Village of South Holland and its agents harmless against any and all claims and further covenants not to sue the Village of South Holland or its agents for any and all claims or any injury or property damage sustained as a result of any prior or future sanitary sewer backup, as no system is absolutely fail safe.

**Disclaimer:** The program is designed to substantially reduce the risk of basement backups. However, there is always some risk of basement backup as a result of unexpected sewer collapse, obstruction, power failure, extreme environmental conditions or other unforeseen factors. Proper operation of foundation drains is necessary to prevent seepage of ground water through walls below grade. Existing foundation drains shall not be tested for proper operation in the program. The homeowner has the responsibility for all testing, inspections and any corrective work that may become necessary. The homeowner is reminded that footing drains; storm water tiles and all perimeter drains must be disconnected from the sanitary system. Storm water and ground water discharges shall be disposed of properly.

**In addition:** Reliable continuous functioning of the homeowners sump/ejector pump(s) is necessary for overhead sewers and foundation drains to function properly. The homeowner shall have the responsibility to check the operation of the pumps regularly. The homeowner shall have the responsibility for all testing, inspections and any corrective work that may become necessary. It is also recommended that the homeowner install a battery backup system to provide protection in the event of power failure. Costs of a battery backup system shall be eligible for funding as part of this program. This program is separate from the Village's established flood rebate program and the homeowner may qualify for reimbursements under the established flood rebate program. The homeowner may only use one program for overhead sewers or check valve installations.

**Breach:** If the homeowner and or contractor fail to comply with all requirements of the agreement or to complete installation as provided in this agreement, the Village shall have no obligation to disperse any funds under the program.

**I understand and agree with all the above statements and to all conditions of the program**

---

Homeowner (Print Name)

Signature

Date

---

Address of Property

# Sewer Backup Prevention Pilot Program

## Request for Disbursement Form

Name: \_\_\_\_\_

Address: \_\_\_\_\_

Phone: (Home) \_\_\_\_\_ (Work) \_\_\_\_\_ (Cell) \_\_\_\_\_

Date plumbing work was completed: \_\_\_\_\_

Plumbing permit number issued: \_\_\_\_\_

Total cost of eligible expenses: \_\_\_\_\_

Total amount received from homeowner: \_\_\_\_\_

Total amount of Village's portion: \_\_\_\_\_  
(50% of eligible expenses not to exceed \$5,000)

Total amount to disburse to licensed plumbing contractor: \_\_\_\_\_  
(Includes homeowners' portion, and total amount not to exceed \$10,000. Anything over this amount must be paid by the homeowner directly to the licensed plumbing contractor)

### Owner Certification

I, \_\_\_\_\_ am the homeowner of the property indicated above and I certify that all of the information contained on this Request for Disbursement Form is true and accurate to the best of my knowledge.

\_\_\_\_\_  
Signature

\_\_\_\_\_  
Date

### Plumbing Contractor Certification

I, \_\_\_\_\_ of \_\_\_\_\_ certify that all work completed under this program has been performed in a workman-like manner and accordance with the Sewer Backup Prevention Pilot Program and all applicable Village Codes.

\_\_\_\_\_  
Signature

\_\_\_\_\_  
Date

### Village Certification

As an authorized agent of the Village of South Holland who administers the Sewer Backup Prevention Pilot Program, I certify that I have reviewed all the necessary paperwork, inspected and approved the project associated with the above mentioned Sewer Backup Prevention Pilot Program Application and Permit, and found them in compliance with the provisions of this Program. Therefore, I recommend the disbursement amount be paid within two (2) weeks of the date of this certification.

\_\_\_\_\_  
Signature

\_\_\_\_\_  
Title

\_\_\_\_\_  
Date

